

VIZZ® II INTRINSICALLY SAFE HEADLAMP



Operating and Maintenance Instructions

ENGLISH:

Battery Installation

- See Figure 1

- 3 AAA
- Alkaline (LR03)

Princeton Tec cares about the environment and recommends recycling batteries. For more information about battery recycling, please go to <https://batterysolutions.com>

Observe proper battery polarity. Improper installation of the batteries will damage the light and void the warranty.

WARNING ⚠

- Never mix fresh and used batteries.
- Never mix different battery brands or chemistry types.
- Always remove drained batteries immediately.
- Remove batteries during long periods of storage.

The Vizz II battery compartment has a waterproof seal. It is important to keep this seal free from dirt and away from harsh chemicals in order to preserve waterproof integrity. Inspect the seal every time batteries are changed. If dirt is present, wipe gently with a damp cotton swab and mild soap until dirt is removed.

Switch Operation - See Figure 2

From off:

Press 1x -

Press & Hold: -

Press 2x -

Press & Hold: -

Press 1x after more than 1 second
in any mode-

Five second hold -

Vizz II will blink 3x when lockout is achieved.

Removal and replacement of batteries will also reset Vizz II to unlocked state.

Troubleshooting

If the Vizz II fails to light:

- Check the batteries for proper installation.
- Replace batteries if proper installation is confirmed.
- Check circuit board for water (the seal may have been compromised by improper rear cover installation or dirty seal). The light will resume normal operation once the water is shaken or blown out and the light is left open until completely dry. If the light has been contaminated with salt water, flush the unit with fresh water and dry as described above.

USA Lifetime Warranty - International 10-Year Warranty

Due to International regulations, Princeton Tec's lifetime warranty can only be offered to customers in the USA. Princeton Tec offers a 10-year warranty to our customers outside the USA. **FULL WARRANTY** - Princeton Tec warrants this product to be free from defects in

Figure 1 – Battery Replacement



Figure 2 – Switch Operation








	Press 1x: Spot 100%		After 1s in any mode: Press 1x from On: Off
	Press & hold: Dimming		Press 5s: Lock-Out
	Press 2x: Flood 100%		Press 5s from Lock: Unlock
	Press & hold: Dimming		

Figure 3 – Performance

Modes	Lumens	Runtime	Beam Pattern	Reserve
HIGH SPOT	200	3.5		30h
LOW SPOT	12	66h		45h
HIGH FLOOD	50	45h		97h
LOW FLOOD	2	55h		6h
DISTANCE (m)			0 10 16 36 60	

(ANSI FL-1 Standard)

Runtime is defined as the duration of time from the initial light output value—defined as 30 seconds after the point the device is first turned on—using fresh batteries, until the light output reaches 10% of the initial value.

Reserve time is the duration of time from 10% of initial light output value down to 0.25 lux

workmanship and materials under normal use for as long as you own this product. This warranty covers all of the component parts of the product except batteries. This warranty does not cover deterioration due to normal wear or damage due to misuse, alteration, negligence, accidents, or unauthorized repair. Princeton Tec will repair or replace parts which are defective in workmanship or materials. Your authorized Princeton Tec Dealer and Princeton Tec are the only facilities authorized to repair the product. After (3) unsuccessful attempts to repair the product, you have the right to elect replacement of the product or a refund of the purchase price less allowance for use of the product. **NO INCIDENTAL OR CONSEQUENTIAL DAMAGES ARE INCLUDED IN THIS WARRANTY.** (Some states do not allow the exclusion or limitation of incidental or consequential damages, so the above limitations or exclusions may not apply to you.) This warranty gives you specific legal rights, and you may also have other rights which vary from state to state.

Princeton Tec reserves the right to change product specifications without notice.

FOR CALIFORNIA RESIDENTS:

WARNING: This product contains Bisphenol A (BpA) a chemical known to the State of California to cause birth defects or other reproductive harm.

Return Policy

If your light fails to operate, follow these simple steps:

1. Check batteries. Replace if necessary.
2. To send your light in for repair or replacement, first contact Princeton Tec customer service on **1-800-257-9080** to request an RMA number. Please have your light model, date of purchase and a brief description of the fault you are experiencing.

No warranty repairs will be accepted without an RMA number.

3. Return the light without batteries to: **Princeton Tec, PO Box 8057 Trenton NJ 08650.** Postage due and freight collect items will not be accepted.
4. Upon receipt your light will be processed in about two weeks. Please allow additional time for return transportation from NJ.

Intrinsically Safe Apparatus

Princeton Tec Vizz for use in hazardous locations only as to intrinsic safety class I, II, III; Division 1&2; Groups A-G; T4; -20°C < 40°C. Warning- substitution of components may impair safety. Change batteries in an area known to be non-hazardous. Do not mix new batteries with used, do not mix batteries from different manufacturers. Use with three AAA batteries, Duracell: MN2400

UL 913 ISSUE:2006/07/31 ED:7 REV: 2011/09/23 UL
CAN/CSA C22.2#157

ISSUED:1992/06/01 ED:3 (R2012)



Conforms to UL 913 Eighth Edition, Dated December 6, 2013. Certified to CAN/CSA-C22.2 No. 157-92 June 2003.

Princeton Tec
PO Box 8057,
Trenton, NJ 08650
Phone: 609-298-9331
Fax: 609-298-9601
princetonotec.com